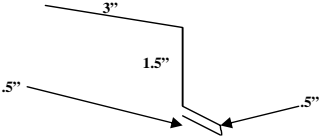
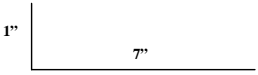
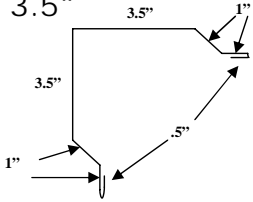
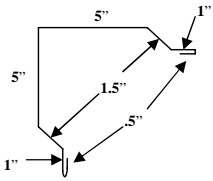
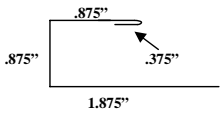
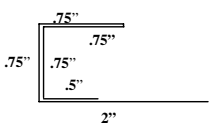
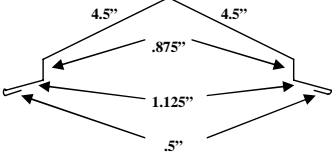
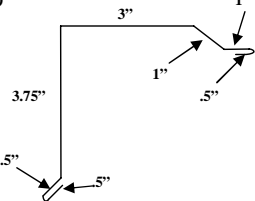
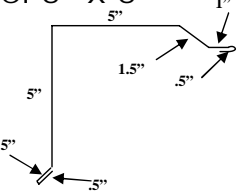
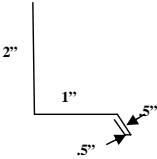
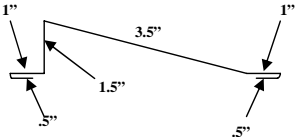

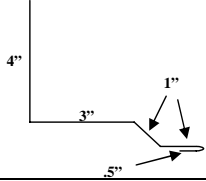
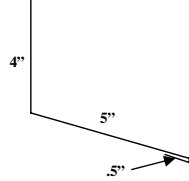
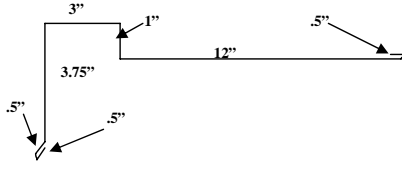
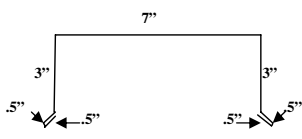


Item Description Model #	Girth (In.)	Gauge
"GG" = Gauge of material & "C" = Colour		
Eave Flashing - 3" x 1.5"	5.5	30
M-EAVE-GG-C		29
		28
		26
		24
Door Cap - 7"	8	30
M-DOOR-GG-C		29
		28
		26
		24
Corner - 3.5" x 3.5"	12	30
M-COR-TR-GG-C		29
		28
		26
		24
Corner - PBR Panel - 5" x 5"	16	30
M-COR-PBR-GG-C		29
		28
		26
		24
J-Trim - .875" x .875"	4	30
M-JAY-GG-C		29
		28
		26
		24
Double J-Trim - .75" x .75"	5.5	30
M-DJAY-GG-C		29
		28
		26
		24

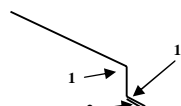
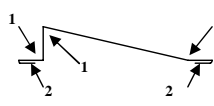
Item Description Model #		Girth (In.)	Gauge
Ridge Cap M-RID-GG-C		14	30 29 28 26 24
Gable - 3" x 3.75" M-GAB-TR-GG-C		10.25	30 29 28 26 24
Gable - PBR Panel 5" x 5" M-GAB-PBR-GG-C		14	30 29 28 26 24
Base Flashing M-BASE-GG-C		4	30 29 28 26 24
Snow Stops - 1.5" x 3.5" M-SNOW-GG-C		8	30 29 28 26 24
Door Jamb Cladding - 7" M-JAMB-GG-C		9.5	30 29 28 26 24

Item Description  
 Model #

		Girth (In.)	Gauge
"GG" = Gauge of material & "C" = Colour			
Side Wall - 4" x 3"		9.5	30
M-SIWL-GG-C			29
			28
			26
			24
Front Wall 4" x 5"		9.5	30
M-FRWL-GG-C			29
			28
			26
			24
Flared Gable		21.25	30
M-FLGA-GG-C			29
			28
			26
			24
Cap Flashing (8 Bends)		15	30
M-CAP8-GG-C			29
			28
			26
			24

Item Description  
 Model #

"GG" = Gauge of material & "C" = Colour  
 Girth (In.) Gauge

FLASHING - EXAMPLE (Hems = 2 Bends)		
 Total 4 Bends	 Total 7 Bends	
Flashing (2 Bends)	6	30
M-FLASH2-GG-C		29
		28
		26
		24
Flashing (3 Bends)	6	30
M-FLASH3-GG-C		29
		28
		26
		24
Flashing (4 Bends)	6	30
M-FLASH4-GG-C		29
		28
		26
		24
Flashing (5 Bends)	6	30
M-FLASH5-GG-C		29
		28
		26
		24
Flashing (6 Bends)	6	30
M-FLASH6-GG-C		29
		28
		26
		24
Flashing (8 Bends)	6	30
M-FLASH8-GG-C		29
		28
		26
		24